


ENERGY STAR® SCAVENGER HUNT

Help save money and the planet by going on this energy efficiency scavenger hunt in your home!

FOR KIDS AND PARENTS



How many ENERGY STAR® labels can you find in your house?

(hint: check electronics or appliances)

DID YOU KNOW?


The more labels you find, the more energy-efficient products you have – and the more money and energy you are saving each day.



How many CFL or LED light bulbs can you find in your house?

DID YOU KNOW?

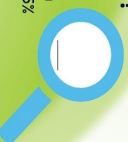
ENERGY STAR certified light bulbs use about 70–90% less energy than traditional incandescent bulbs, last 10 to 25 times longer, and save \$30 to \$80 in electricity costs over their lifetime.¹



How many trees are shading your house?

DID YOU KNOW?


Carefully positioned trees can save a typical house up to 25% on energy costs.²



Turn off lights, TVs and electronics not being used.

DID YOU KNOW?

Many electronic devices, including phone chargers and TVs, draw power even when not in use. A “smart” power strip can help prevent this unnecessary energy draw.



Close and lock windows when you are running your heating or air conditioning.

DID YOU KNOW?

Locked windows are more energy-efficient than windows that are closed, but unlocked.



ENERGY STAR FOR PARENTS




Search your local utility’s website for home audit or incentive programs to identify and help pay for energy efficiency improvements.

DID YOU KNOW? Homeowners save an average of 5–30% off their energy bill by making efficiency upgrades identified in energy audits.³

Research options to maximize the energy efficiency of your windows.

DID YOU KNOW? Proper maintenance of new, energy-efficient windows is essential. Or if you have older, inefficient windows, replacing them with ENERGY STAR certified models can save you 12% on average nationally on your utility bills.⁴ Learn more about Renewal by Andersen at

www.renewalbyandersen.com/why-choose-us/energy-efficiency.



CONGRATULATIONS!
You’ve completed the Scavenger Hunt and learned valuable tips for saving energy and money for your home.
Now commit to more savings by taking the ENERGY STAR pledge at energystar.gov!

¹ENERGY STAR® is a registered trademark of the U.S. Environmental Protection Agency, Andersen®, Renewal by Andersen®, and all other marks herein are trademarks of Andersen Corporation. ©2016 Andersen Corporation. All rights reserved. Department of Energy (1) www.energy.gov/energysaver/how-energysaver-efficient-light-bulbs-compare-andover-homes-electronics (Accessed Sept. 28, 2016) (2) www.energy.gov/energysaver/energysaver-efficient-homes (Accessed Sept. 28, 2016) (3) www.energy.gov/energysaver/energy-efficiency-home-energy-audit (Accessed Sept. 28, 2016) (4) www.energy.gov/energysaver/energy-efficiency-home-energy-audit (Accessed Sept. 28, 2016)



ENERGY STAR® MEMORY GAME

FOLD ALONG THIS LINE

ASK ABOUT ENERGY STAR

Renewal by Andersen.
WINDOW REPLACEMENT an Andersen Company

FOLD ALONG THIS LINE

MORE ENERGY SAVING TIPS!

- Leave blinds and shades open in the winter (free heat from the sun) and close them in the summer to block summer heat.
- Take quick showers, turn off water while brushing your teeth and use low-flow shower heads.
- Adjust your thermostat settings and you can save 10% on heating and cooling costs each year.

www.energy.gov/energysaver/thermostats

TAPE ALONG THIS EDGE TO MAKE AN ENVELOPE

ENERGY STAR® MEMORY GAME

CUT APART CARDS. TURN CARDS UPSIDE-DOWN. TAKE TURNS FLIPPING 2 CARDS AT A TIME TO FIND MATCHES. MOST MATCHES WINS.

TAPE ALONG THIS EDGE TO MAKE AN ENVELOPE